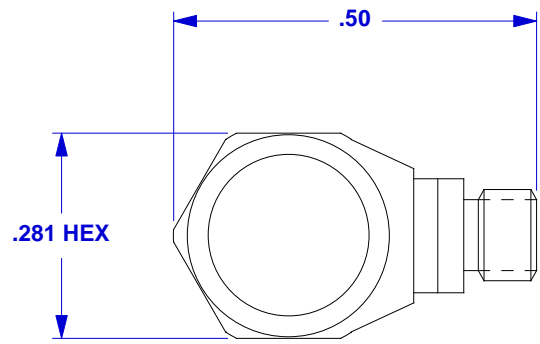
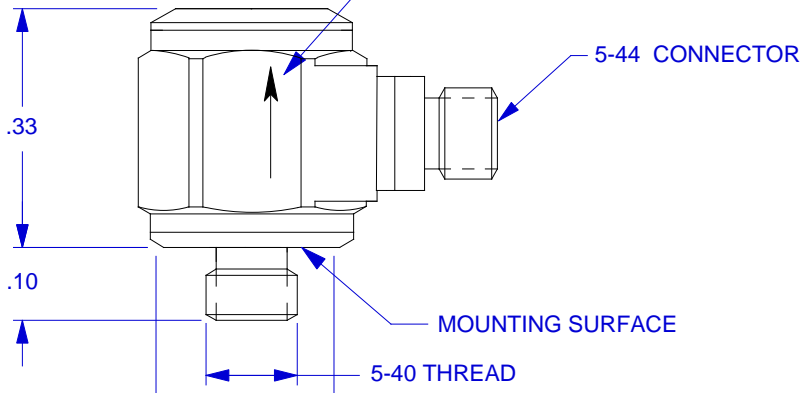


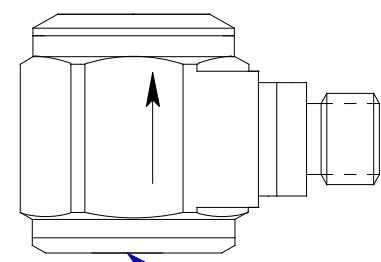
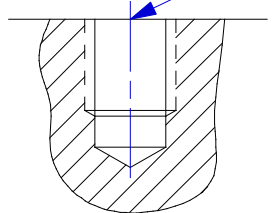
ACTUAL SIZE



ARROW INDICATES SENSE AND DIRECTION OF ACCELERATION FOR POSITIVE GOING OUTPUT SIGNAL



MOUNTING PORT PREPARATION: 3035B1
 SELECT OR PREPARE A FLAT AREA OF AT LEAST Ø.250, FLAT TO .001 TIR.
 AT THE CENTER, DRILL #38 (Ø.101) X .150 DEEP, MIN.
 TAP 5-40 UNC-2B X .125 DEEP, MIN.



MOUNTING SURFACE

MOUNTING SURFACE PREPARATION: 3035B1G
 SELECT OR PREPARE A FLAT AREA OF AT LEAST Ø.250, FLAT TO .001 TIR. CLEAN TO REMOVE CONTAMINANTS. APPLY ADHESIVE TO SURFACE OR TO ACCELEROMETER AND PRESS TOGETHE UNTIL ADHESIVE SETS.

- 2. MOUNTING TORQUE ON .281 HEX: 8 TO LB.-INCHES.
- 1. WEIGHT: 2.5 GRAMS.

		CHATSORTH, CA.							
		SCALE	4X	REV	-	DATE	-	ECN	-
DATE		3/5/04		PART NO.		MODELS 3035B1, 3035B1G			
DRAWN	R.A.	CHECKED	N.C.	MAT'L					
APPROVED		NEXT ASSEMBLY			USED ON				
TITLE							DWG NO.		
OUTLINE/INSTALLATION DRAWING, MODELS 3035B1, & 3035B1G LIVM ACCELEROMETERS							127-3035B1/G		
							SHEET 1 OF 1		

SPECIFICATIONS
MODEL 3035B1 & 3035B1G LIVM ACCELEROMETERS

SPECIFICATION	VALUE	UNITS
PHYSICAL		
WEIGHT	2.5	grams
SIZE, HEX x HEIGHT	.281 x .33	inches
MOUNTING PROVISION, 3035B1	5-40 integral stud	
MOUNTING PROVISION, 3035B1G	flat surface for adhesive mount	
CONNECTOR, RADially MOUNTED	5-44 coaxial	
MATERIAL, HOUSING AND CONNECTOR	300 series stainless steel	
PERFORMANCE		
SENSITIVITY, $\pm 10\%$ [1]	10	mV/g
RANGE F.S. FOR ± 5 VOLTS OUTPUT	± 500	g
FREQUENCY RANGE, $\pm 5\%$	0.5 to 10k	Hz
RESONANT FREQUENCY, NOM.	45	kHz
EQUIVALENT ELECTRICAL NOISE FLOOR	.007	g rms
LINEARITY [2]	$\pm 1\%$	% F.S.
TRANSVERSE SENSITIVITY, MAX.	5	%
STRAIN SENSITIVITY	.002	g/ $\mu\epsilon$ @ 250 $\mu\epsilon$
ENVIRONMENTAL		
MAXIMUM VIBRATION/SHOCK	600/3000	\pm g pk
TEMPERATURE RANGE	-60 to +300	°F
SEAL, HERMETIC	Glass-to-metal and welds	
COEFFICIENT OF THERMAL SENSITIVITY	.04	%/°F
ELECTRICAL		
SUPPLY CURRENT [3]	2 to 20	mA
SUPPLY COMPLIANCE VOLTAGE RANGE	+18 to +30	volts
OUTPUT IMPEDANCE, TYP.	100	ohms
BIAS VOLTAGE, +10.5 VOLTS NOM.	+9 to +12	Vdc
DISCHARGE TIME CONSTANT, NOM.	0.5	seconds
OUTPUT SIGNAL POLARITY		
FOR ACCELERATION TOWARD TOP	positive	
CASE GROUNDING	case is grounded to electrical power ground	

[1] Measured at 100 Hz, 1g rms per ISA RP 37.2.

[2] Measured using zero-based best straight-line method, % of full scale (F.S.) or any lesser range.

[3] Do not apply power to this device without current limiting, 20 mA MAX. To do so will destroy the integral IC amplifier.